



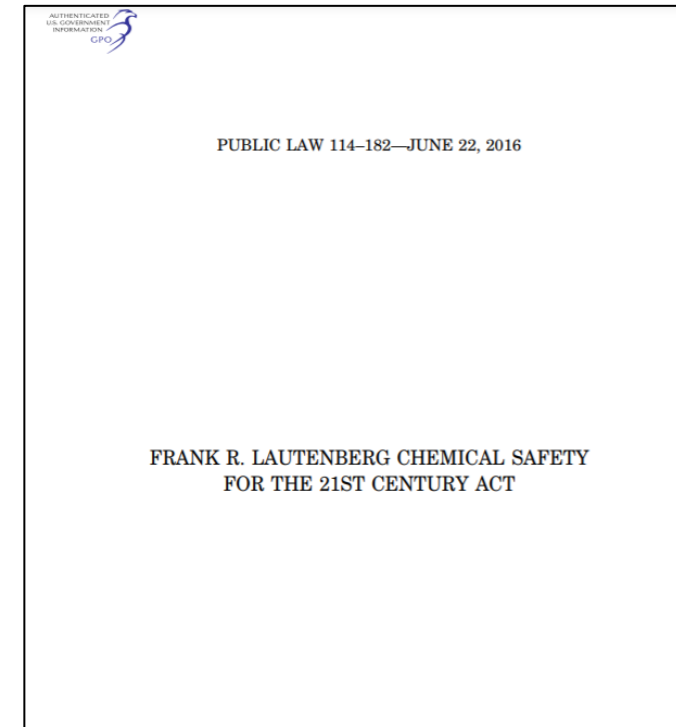
# A Proof-of-Concept Case Study Integrating Publicly Available Information to Screen Candidates for Chemical Prioritization under TSCA

Maureen R. Gwinn, PhD  
US Environmental Protection Agency  
EAGMST update  
June 22, 2021



# Toxic Substances Control Act (TSCA)

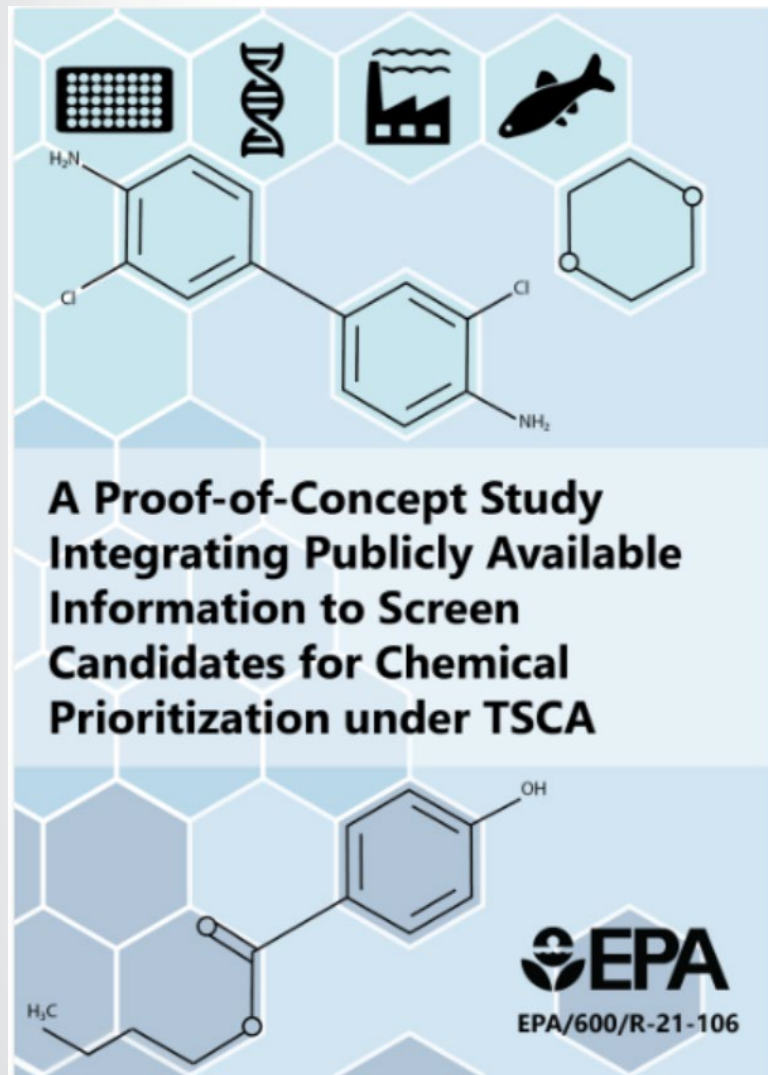
- The **Toxic Substances Control Act (TSCA)** regulates the introduction of new and existing chemicals.
- TSCA was amended by the Frank R. Lautenberg Chemical Safety for the 21<sup>st</sup> Century Act (June 22, 2016)
- EPA required to make determination if chemical substance presents an unreasonable risk of injury to human health or the environment. Determinations are risk-based.



<https://www.epa.gov/assessing-and-managing-chemicals-under-tsca/frank-r-lautenberg-chemical-safety-21st-century-act>



# Defining Intended Application of PICS Approach



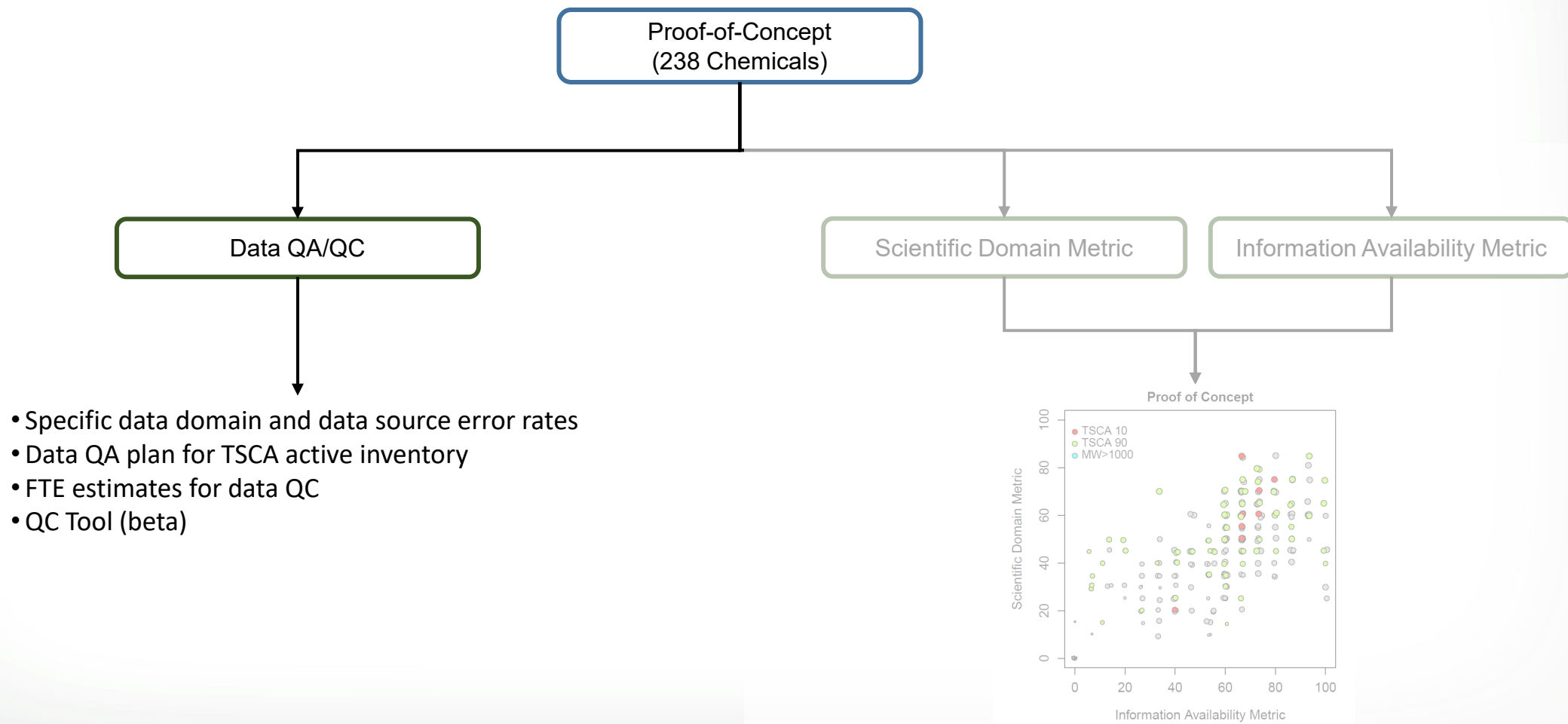
- **The PICS approach was intended to:**
  - Understand the landscape of publicly-available information on the over 33,000 substances on the active inventory
  - Provide a transparent and reproducible process for integrating available information and identifying potential information gaps
  - Increase efficiency and manage workload by focusing expert review on substances that may have a greater potential for selection as high- or low-priority candidates
  - Create a flexible and sustainable process that can adapt to scientific advances and continual generation of new safety-related information
  - Organize the process into modular workflows that can be readily updated or adapted to address scientific advances and prioritization needs under other mandates
- **The PICS approach was not intended to:**
  - Replace the formal TSCA prioritization or risk evaluation processes
  - Create a ranked list of substances
  - Signal that the EPA has concerns with particular substances or categories of substances
  - Supplant expert judgment and review
  - Utilize confidential business information
  - Incorporate systematic review of information to address study and data quality



## Chemicals Selected for Proof-of-Concept

- A total of 238 substances selected from the curated, non-confidential active TSCA inventory
- Selection based on the following:
  - Proposed set of 20 high- and 20 low-priority candidate substances
  - Substances from the 2014 update to the TSCA Work Plan
  - Substances with known relevance to each of the scientific domains
  - Subset of chemical substances listed in the FDA's Substances Added to Food inventory and EPA's Safer Chemical Ingredients List (SCIL)

# Proof-of-Concept

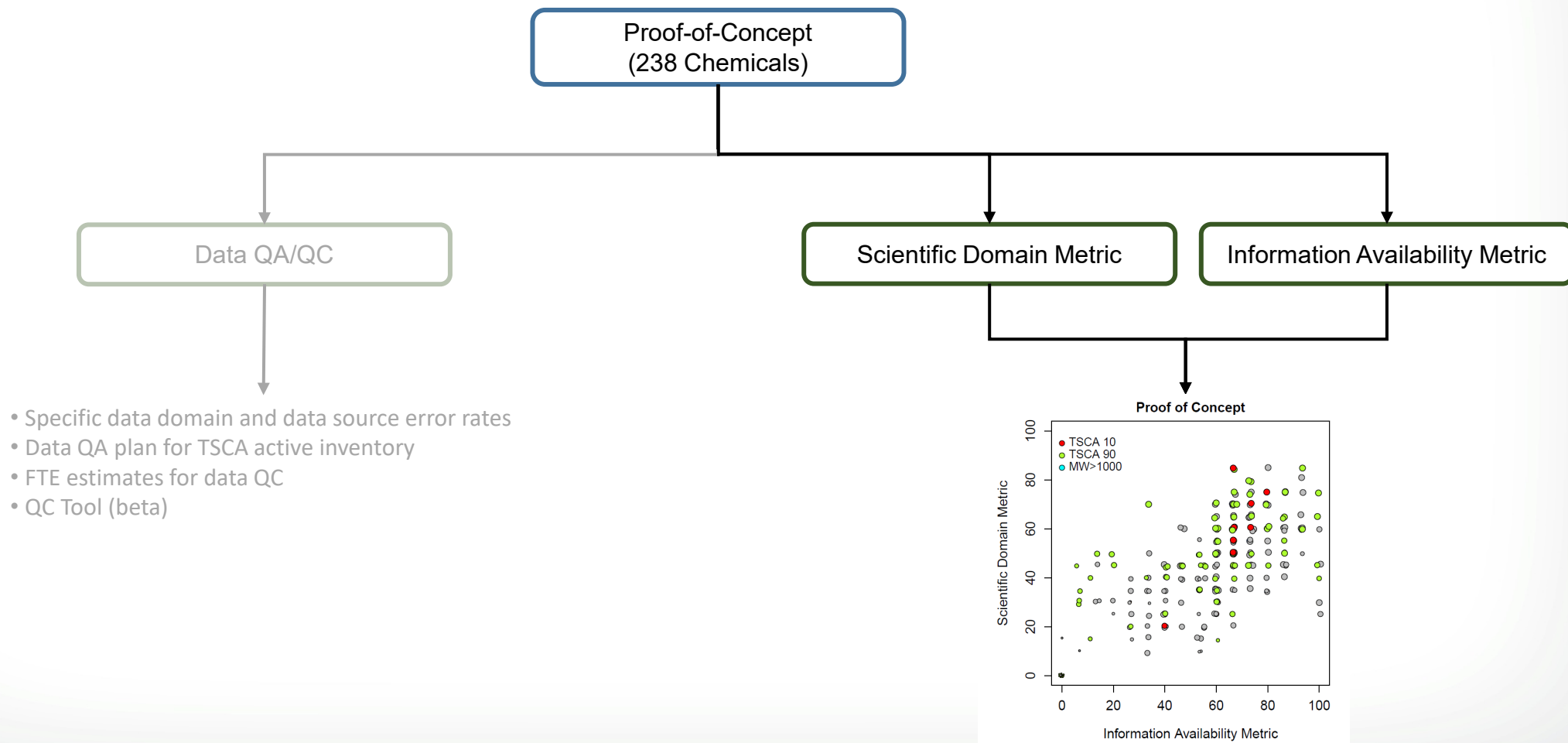




## Data Extraction and Quality Control

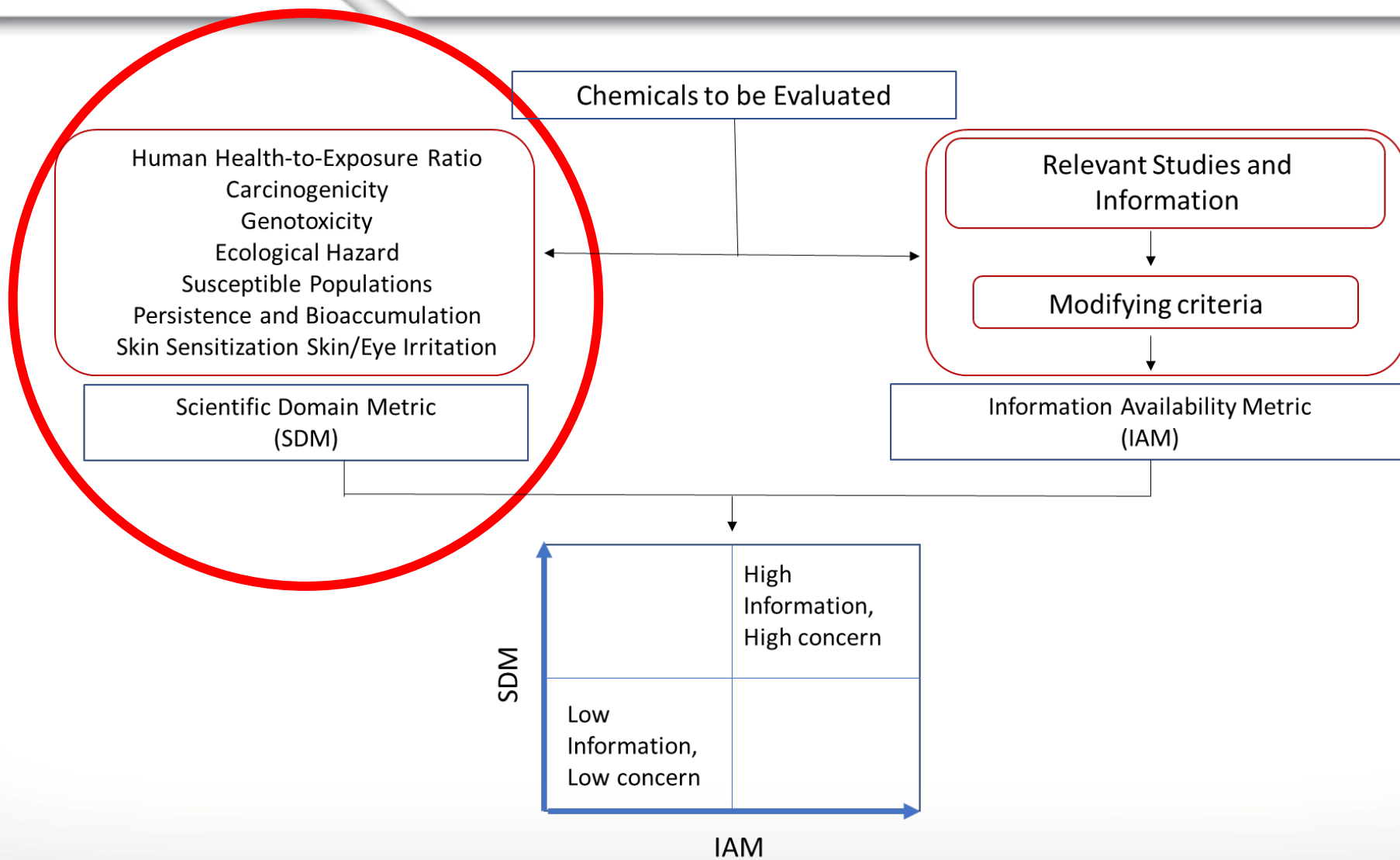
- **Data extracted from “Type 1” data sources**
  - Type 1 data sources are publicly available and readily searchable, enabling data extraction in structured form
  - Consistent with approach outlined in the Near-term Strategy
- **Quality control (QC) was performed on the data for the proof-of-concept chemicals in order to:**
  - Estimate the accuracy of the data used in this case study
  - Inform the development of formal quality assurance (QA) plan
  - Obtain information on the scope and resources needed to perform QC for the entire active TSCA inventory or for other sets of chemicals

# Proof-of-Concept





# Public Information Curation and Synthesis (PICS) Approach

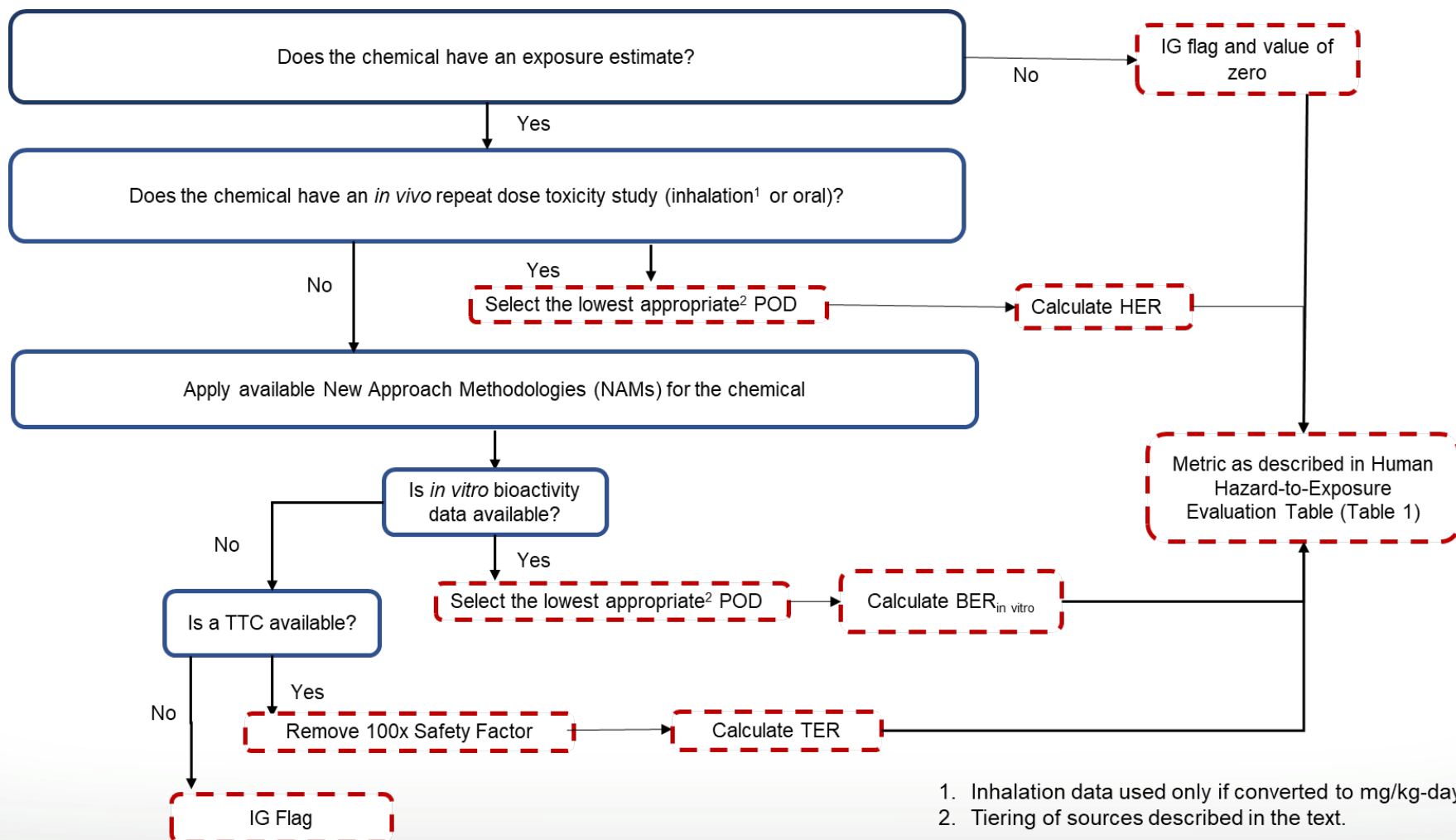




- Seven scientific domains were selected based on:
  - Previous use in TSCA prioritization activities (i.e., TSCA workplan)
  - Statutory language in the amended TSCA
  - Consultation with OCSPP management and staff
- Tiered workflows for each scientific domain designed based on the current state of the science
- The overall scientific domain metric is determined by summing the results from the individual scientific domain workflows



# Example SDM Workflow: Human Hazard-to-Exposure Evaluation





## Example SDM Workflow: Human Hazard-to-Exposure Evaluation

**Table 1. Criteria used to calculate the human hazard to exposure ratio domain metric**

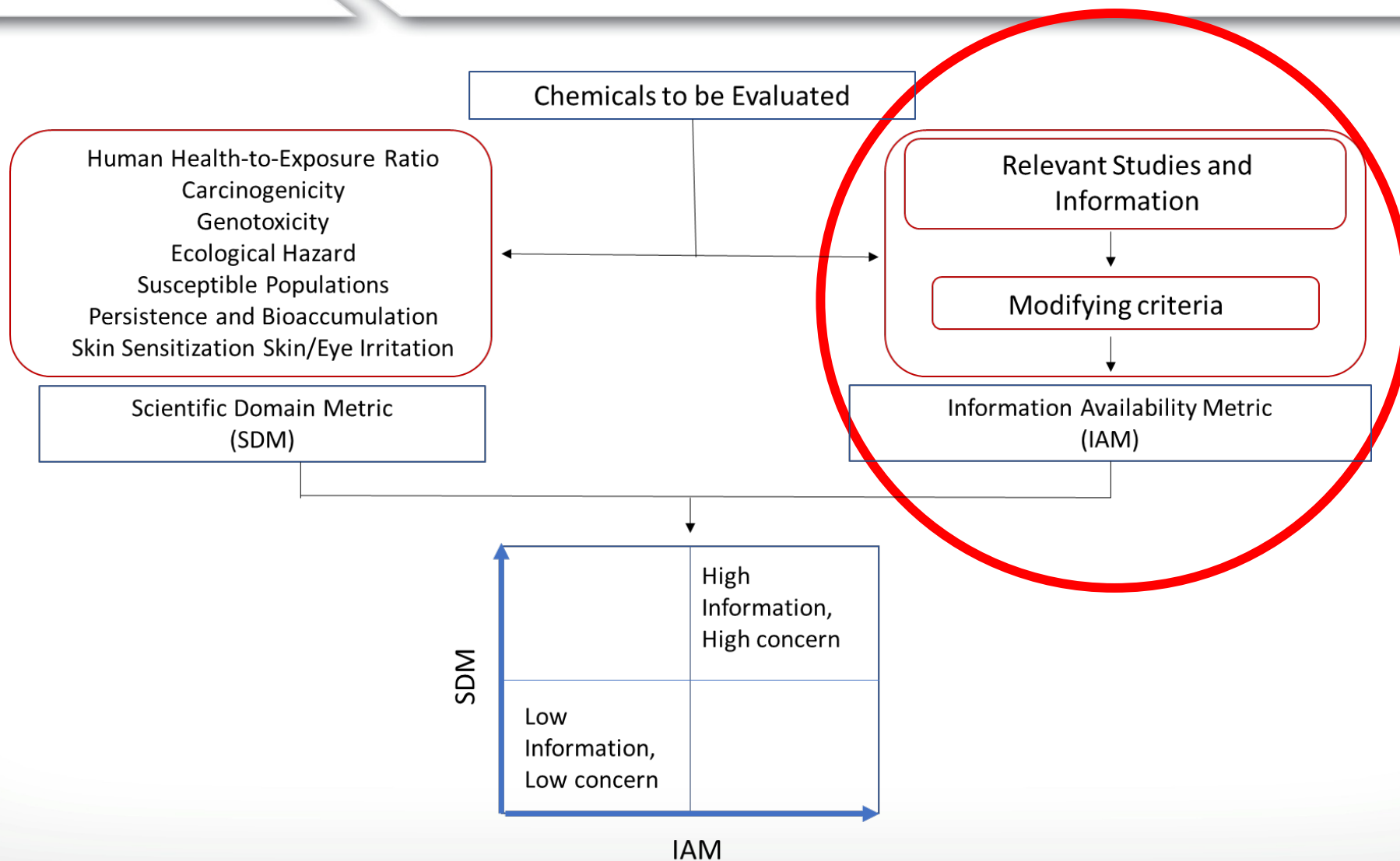
Metric	HER, BER, or TER value <sup>1</sup>
0	No available data (hazard or exposure)
1	Result is on a continuum based on Formula 1, i.e. 1 = highest HER, BER, TER (lowest concern); 4 = lowest HER, BER, TER (highest concern)
2	
3	
4	

**Information Gathering (IG) Flags:** Note concerning key study types with no in vivo data (repeat dose, reproductive, developmental); secondary source data; predicted data; lack of exposure data

<sup>1</sup> HER, hazard-to-exposure ratio calculated based on in vivo repeat dose toxicity studies divided by the median ExpoCast exposure estimate; BER, bioactivity-to-exposure ratio calculated based on IVIVE bioactivity estimates divided by the median ExpoCast exposure estimate; TER, TTC-to-exposure ratio calculated based on the TTC divided by the median ExpoCast exposure estimate.



## Public Information Curation and Synthesis (PICS) Approach



- Included in PICS approach to evaluate the amount of information available for use in any future chemical substance risk evaluation
- Based on the potentially relevant information for exposure, human health and ecological hazard
- Modifying criteria (based on OPPT new chemicals program and consultation with OPPT technical staff) applied to make the metric context-specific
- Incorporates information gathering flags to highlight data types used in specific scientific domain metrics as well as possible data gaps

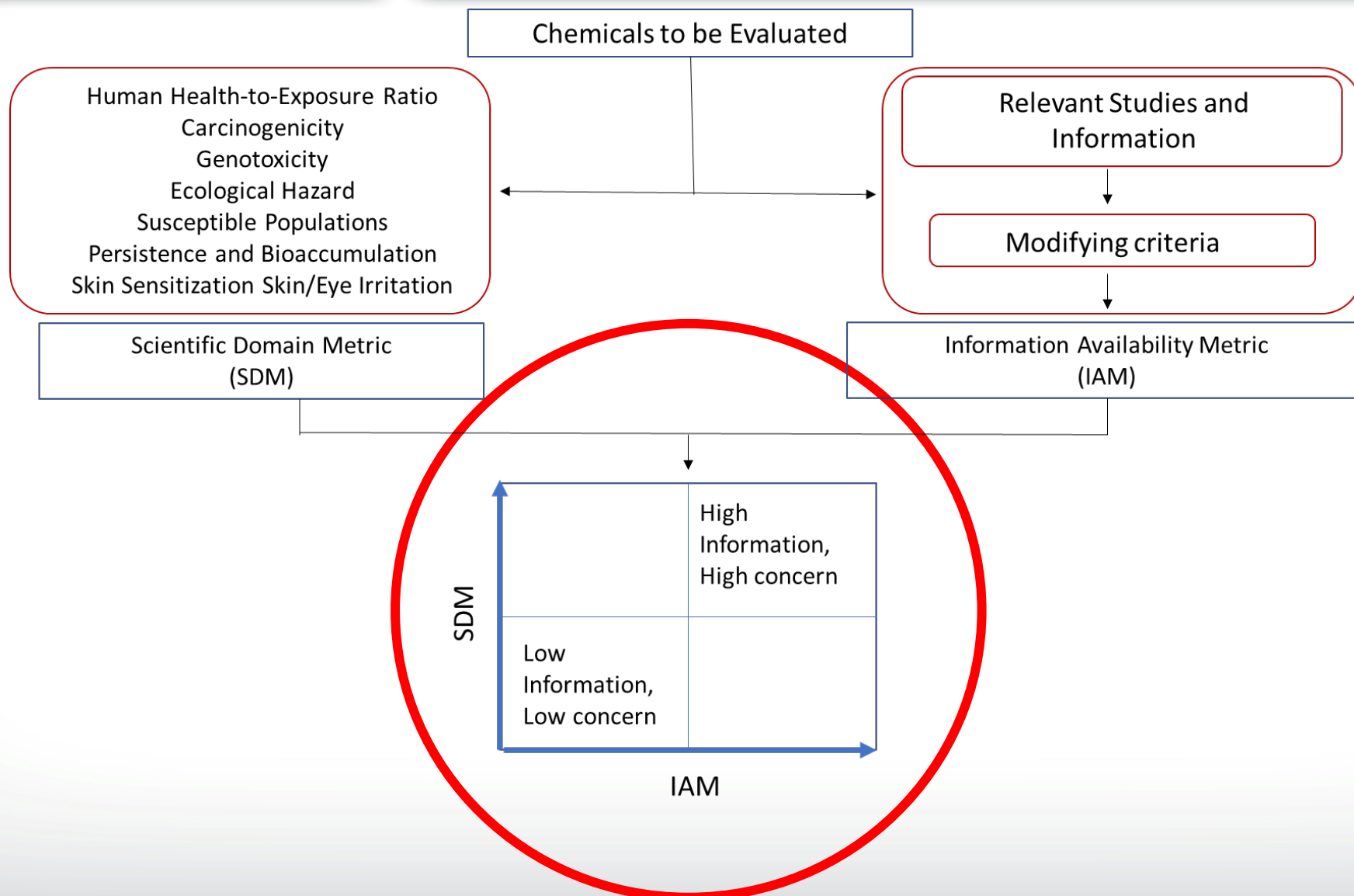


# Information Availability Metric Calculation

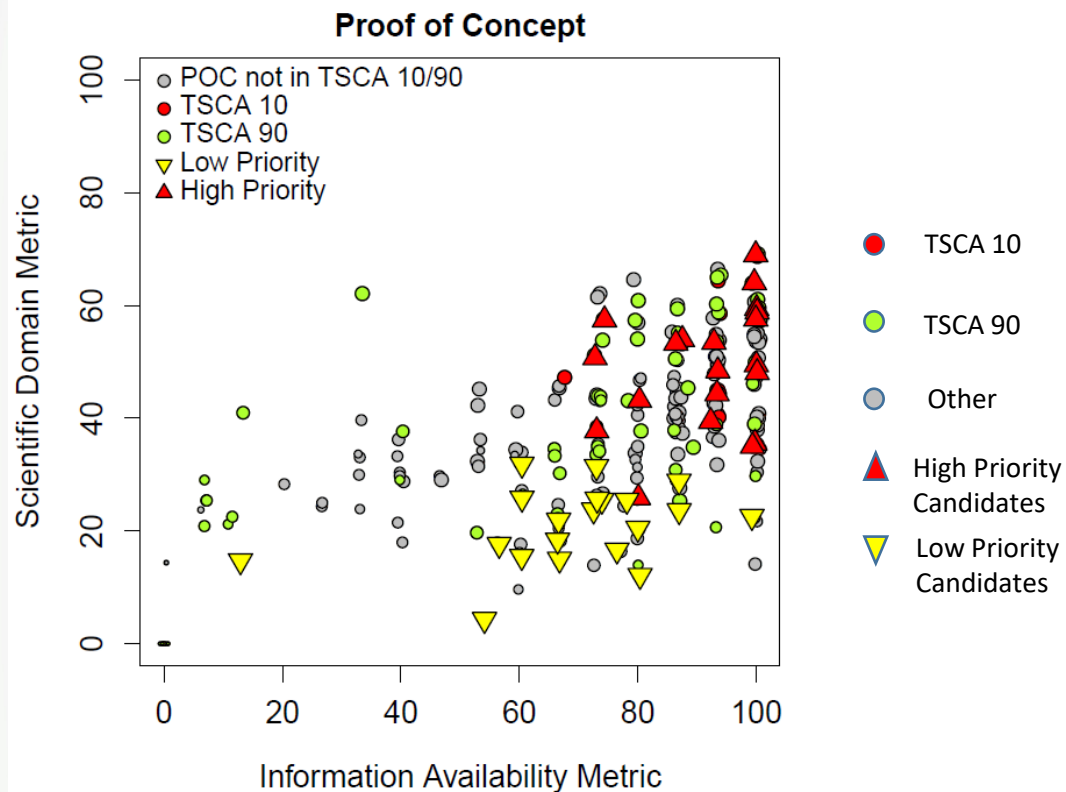
Available data categories	Modifying Criteria				
1.Mammalian Acute 2.One of (mammalian subchronic, mammalian repeat dose, mammalian chronic) 3.Mammalian reproductive 4.Mammalian developmental 5.Mammalian neurotoxicity 6.Mammalian cancer 7.Mammalian genotoxicity 8.Skin Sensitization or eye corrosivity 9.Exposure 10.Eco aquatic plant acute 11.Eco aquatic invertebrate acute 12.Eco aquatic vertebrate acute 13.Eco aquatic plant repeat dose 14.Eco aquatic invertebrate repeat dose 15.Eco aquatic vertebrate repeat dose	None	Is there a high-quality public risk assessment (cancer or non-cancer)?	Is this a chemical intermediate AND a short environmental half-life (hours)?	Is this a chemical with low water solubility (< 0.1 mg/L)*?	Is this a chemical with MW > 1000 OR an exempt polymer?
	Add 1 for categories 1-15 with available data	Add 8 for the assumption that all mammalian data is available (1-8 on list of data categories) plus 1 for categories 9-15 with available data	Add 1 for categories 1-9 with available data	Add 1 for categories 1-8 with available data	Add 1 for categories 8 and 9 with available data
	Divide by the denominator (15)	Divide by the denominator (15)	Divide by the denominator (9)	Divide by the denominator (8)	Divide by the denominator (2)
	Scale to percent.				
	IAM				



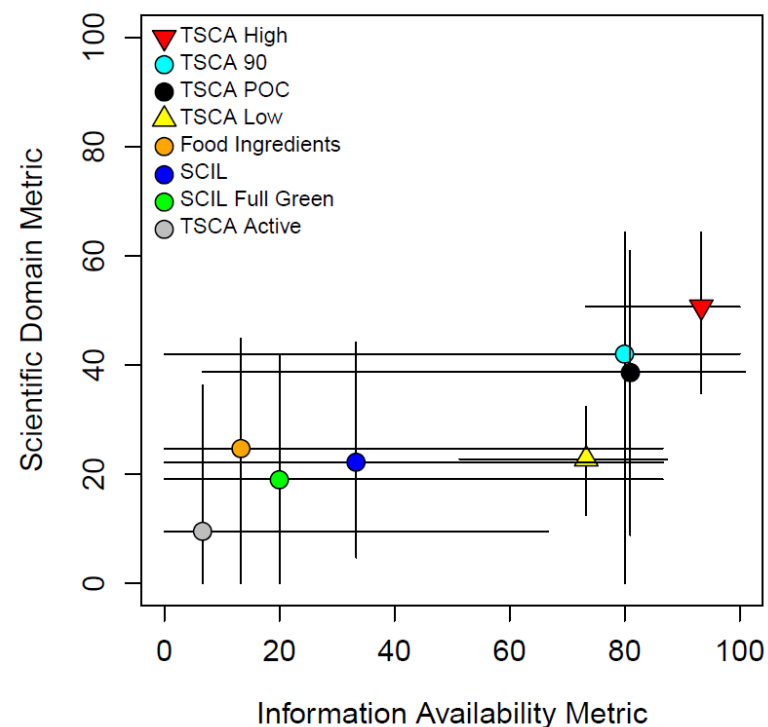
# Public Information Curation and Synthesis (PICS) Approach



# Proof-of-Concept Results



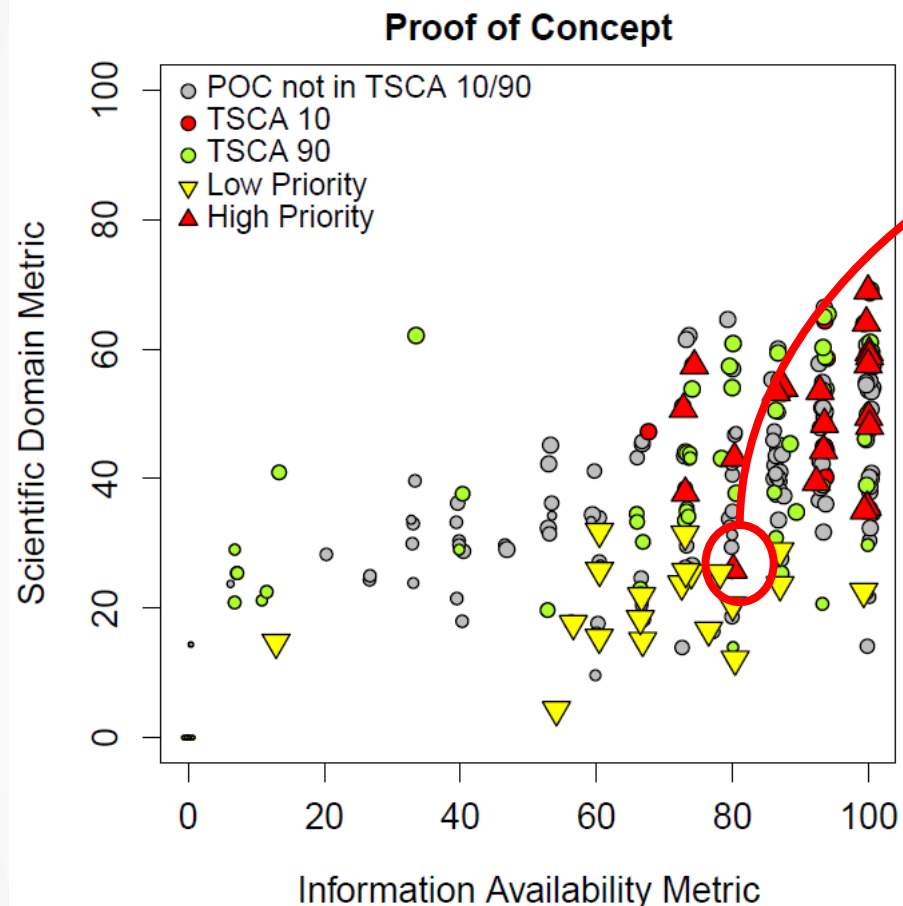
Plot of the information availability vs. scientific domain metrics for the POC238 set of chemical substances. Positions of points are staggered for ease of visualization.



Plot showing distributions of metric scores for selected chemical substance lists. For each list, the point shows the median scientific domain and information availability metrics. The whiskers span 90% of the distributions. Data here is taken from the lists across the TSCA Active Inventory.



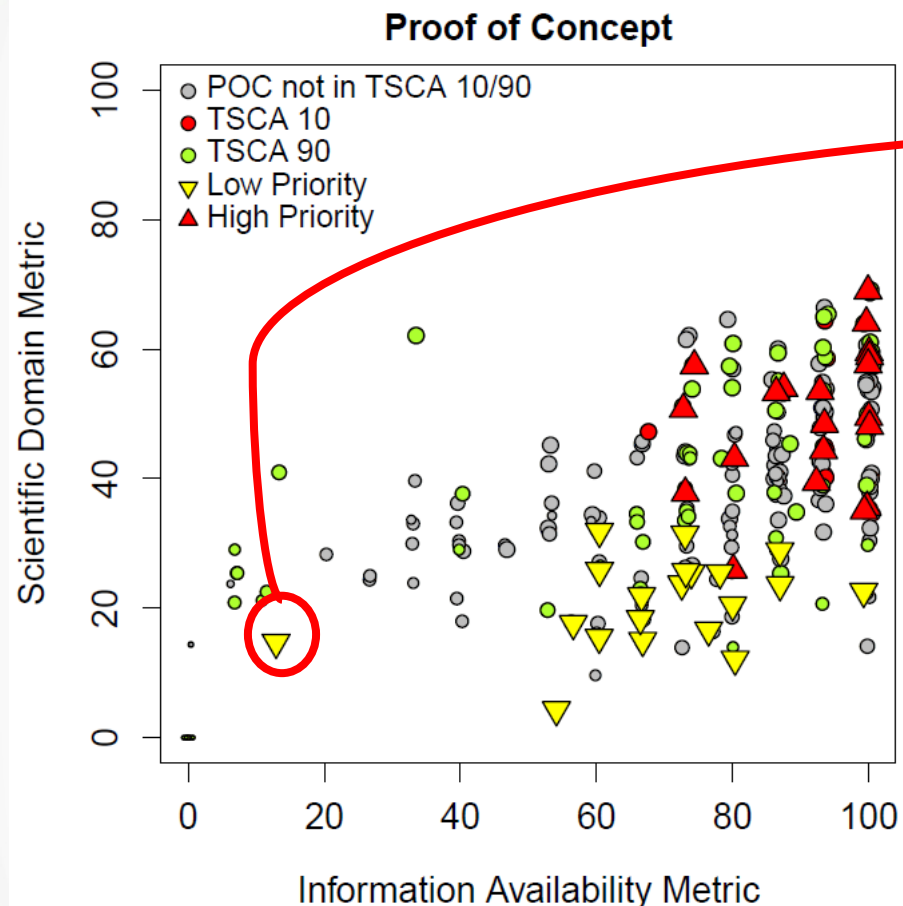
# Proof-of-Concept Results



Di-isobutyl phthalate (DIBP)

- Scientific domain metric related to lack of human hazard assessment in the public domain.
- Near-final IRIS assessment is available (but not considered an authoritative assessment for calculating the metric).
- This result seems comparable to what was found in the TSCA evaluation scoping document.

Plot of the information availability vs. scientific domain metrics for the POC238 set of chemical substances. Positions of points are staggered for ease of visualization.



Calcium D-Gluconate

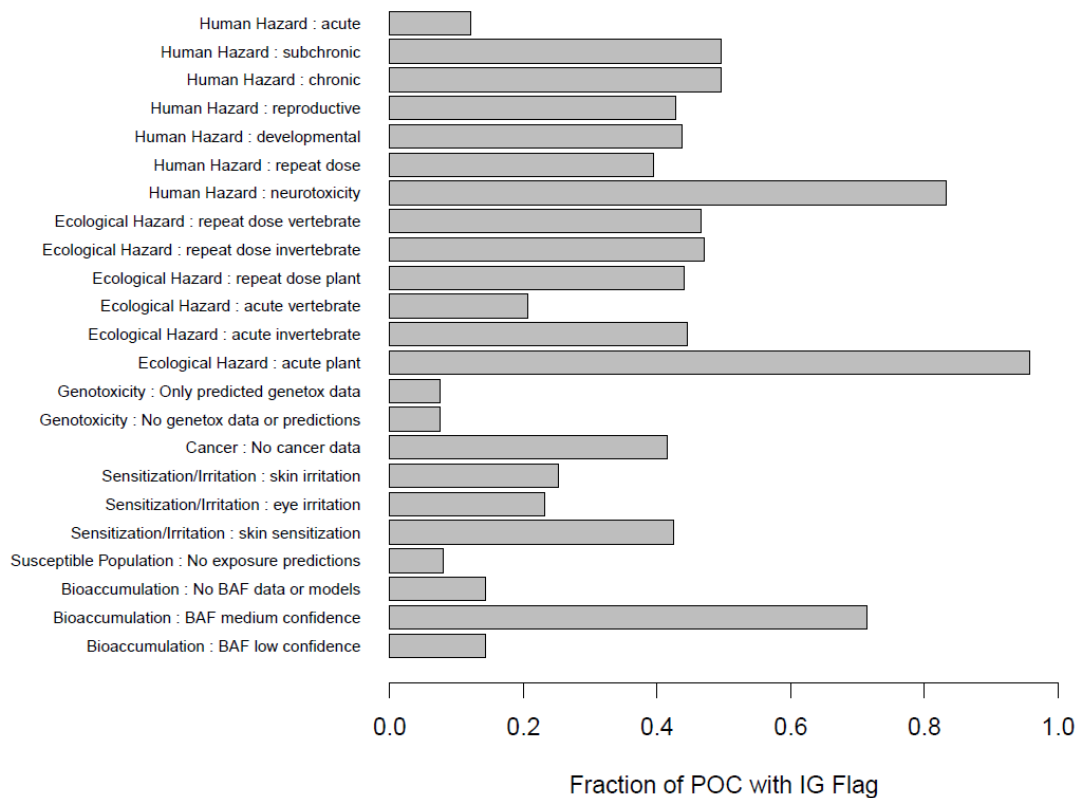
- Scientific domain metric related to lack of human hazard assessment and ecological hazard data in the public domain.
- Similar to other chemicals on the low priority list.
- Read across may have been used for this determination.

Plot of the information availability vs. scientific domain metrics for the POC238 set of chemical substances. Positions of points are staggered for ease of visualization.

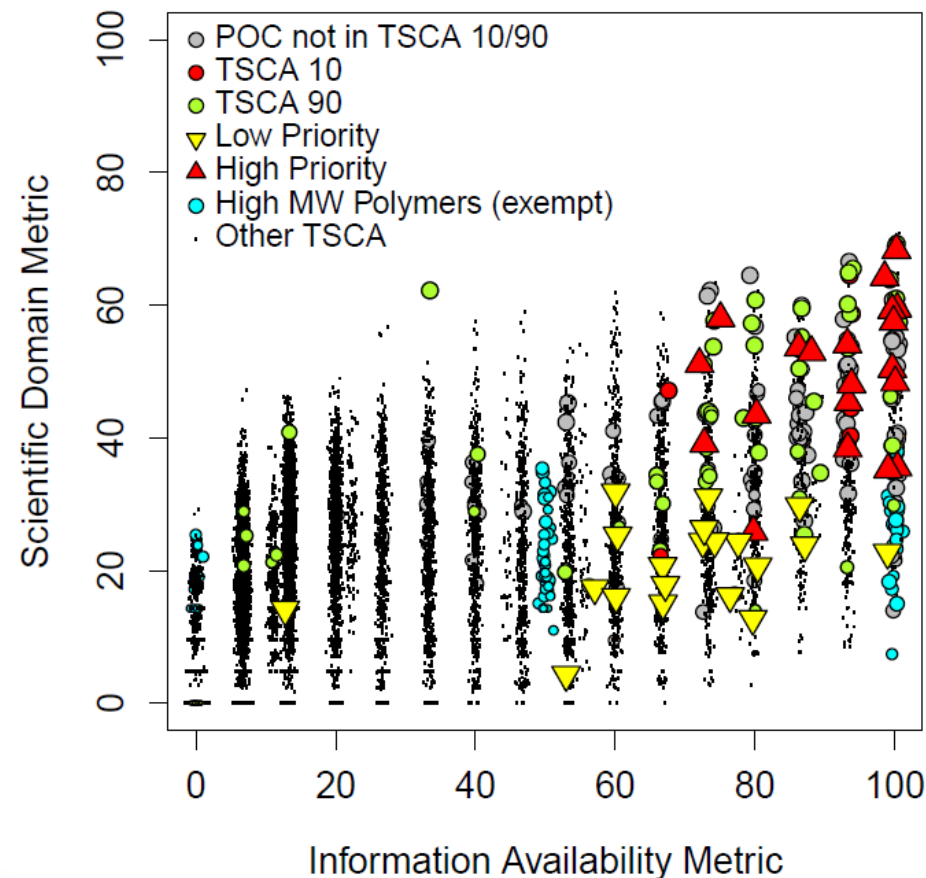


# Proof-of-Concept Results Compared to Non-Confidential TSCA Active Inventory

POC



TSCA Active Inventory



- The proof-of-concept case study demonstrated that the PICS approach:
  - Generally resulted in higher metrics for the high-priority candidates compared to the low-priority candidates
    - Different data sources
    - Conflicting results from multiple studies
  - Identified areas for potential information gathering
    - Informs potential areas of uncertainty
    - Focusing resources and data gathering on key gaps
  - Can be scaled and applied to the TSCA inventory

- The PICS approach:
  - Increases understanding of the landscape of publicly available information
  - Efficiently identifies high and low priority candidates among large chemical inventories for expert review
  - Provides a transparent and reproducible process for integrating available information and identifying potential information gaps
  - Incorporates results from domain-specific workflows that can be readily updated or adapted to address scientific advances and prioritization needs under other mandates



## Data Curation and QC Tiger Team

- **General** – John Cowden, Richard Judson, Amar Singh
- **QC Data Integration and QA Automation Workgroup** - Richard Judson, Jeremy Dunne, Amar Singh, Chris Grulke
- **Human Health Hazard/Risk Assessment Workgroup** - Johanna Congleton, Urmila Kodavanti, Chris Lau, Mary Gilbert, Yu-Sheng Lin, Dan Vallero, Kelly Garcia, Carolyn Gigot, Andrew Greenhalgh, Allison Eames
- **Ecological Toxicity Data Workgroup** - Dale Hoff, Colleen Elonen, Leslie Hughes, Anita Pascocello
- **Exposure Data Workgroup** - Katherine Phillips, Janet Burke, Abhishek Komandur, Ashley Jackson, Lauren Koval
- **Genotoxicity Data Workgroup** - David DeMarini, Maureen Gwinn, Catherine Gibbons, Sarah Warren, Jeff Dean, Anita Simha, Nagu Keshava
- **Chemistry Data Workgroup** - Kent Thomas, Michael Gonzalez, Doug Young, Chris Grulke



# Proof-of-Concept Tiger Team

- **General** - Maureen Gwinn, Richard Judson
- **Information availability** - Tony Williams, Jeremy Dunne, Jason Lambert, Amar Singh
- **Human Hazard-to-Exposure Ratio** - Katie Paul-Friedman, John Wambaugh, Elaina Kenyon, Kristin Isaacs, Jason Lambert
- **Susceptible Population Exposure** - Kathie Dionisio, Kristin Isaacs, John Wambaugh
- **Carcinogenicity/Genotoxicity** - Grace Patlewicz, David DeMarini, Catherine Gibbons, Jeffry Dean, Anita Simha, Nagu Keshava, Todd Martin, Sarah Warren
- **Eco Hazard** - Dan Villeneuve, Carlie LaLone, Todd Martin
- **Persistence/bioaccumulation** - John Nichols, Lawrence Burkhard, Eric Weber
- **Skin sensitization/irritation and Eye irritation** - Todd Martin, Leora Vegosen